

Omnia

INS-P2860-Z2-BAC

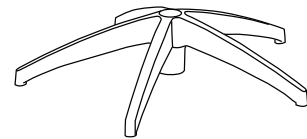
ASSEMBLY INSTRUCTIONS

9to5
seating

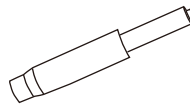
PARTS



Back/Seat (x1)



Base (x1)



Cylinder (x1)



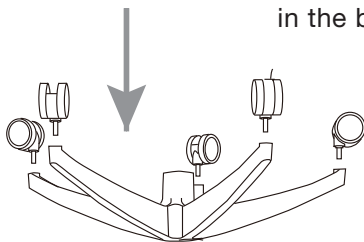
Casters (x5)

Missing parts or hardware? Call 888.925.SEAT

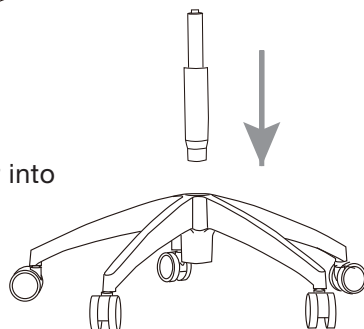
STEP 1

Attach the casters and cylinder to the 5-star base.

1A. Firmly press the stems of 5 casters into the 5 holes in the base.

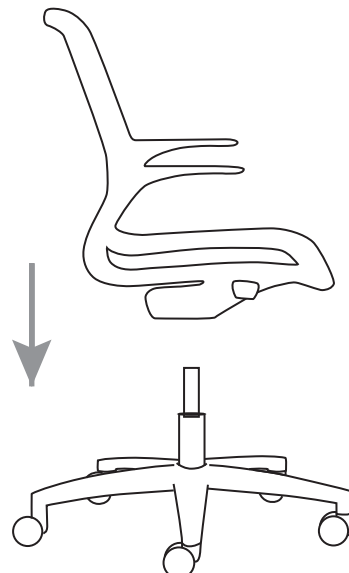


1B. Insert cylinder into the center hole.



STEP 2

Insert the assembled back/seat unit onto the cylinder. Press down firmly to secure.





PHONE 888.925.SEAT **FAX** 866.925.SEAT **9to5seating.com**
3211 Jack Northrop Ave. Hawthorne, CA 90250

©2021 9to5 Seating

Updated 2/16/2021